






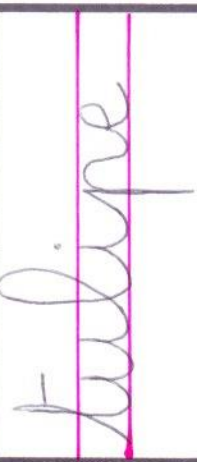
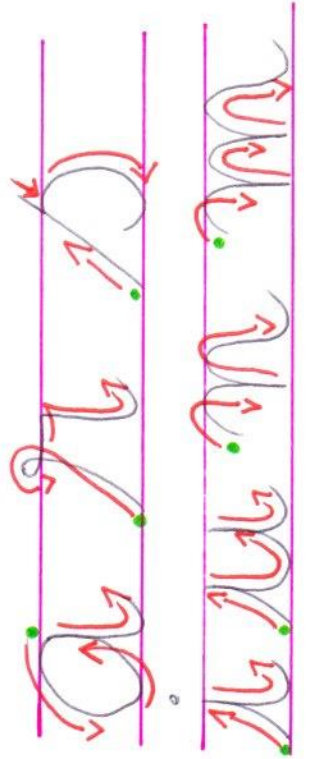



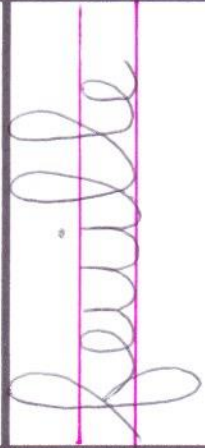



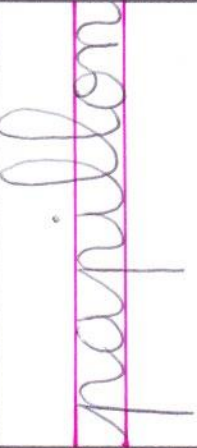


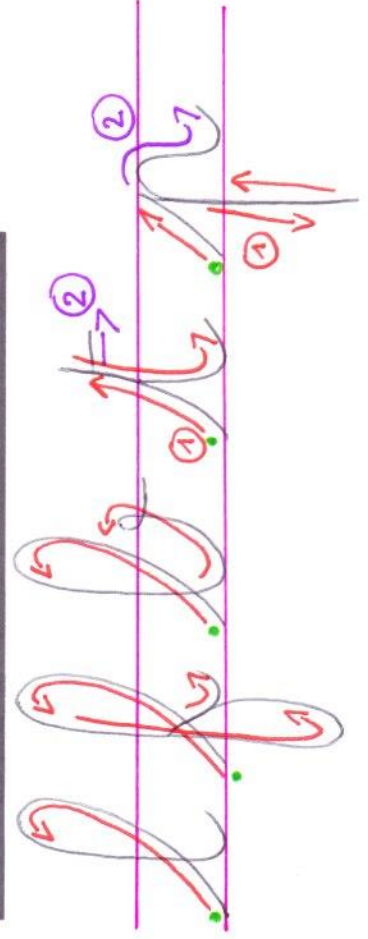
Modèles en lettres cursives :




Tracing practice for the words 'printemps' and 'fleur'. The first row shows the word 'printemps' written in cursive on handwriting lines, with red arrows indicating the stroke order for each letter. The second row shows the word 'fleur' written in cursive on handwriting lines, also with red arrows indicating the stroke order.







Tracing practice for the words 'arbuste', 'feuille', 'soleil', and 'papillon'. The first row shows the word 'arbuste' written in cursive on handwriting lines, with red arrows indicating the stroke order. The second row shows the word 'feuille' written in cursive on handwriting lines, with red arrows indicating the stroke order. The third row shows the word 'soleil' written in cursive on handwriting lines, with red arrows indicating the stroke order. The fourth row shows the word 'papillon' written in cursive on handwriting lines, with red arrows indicating the stroke order.

Écrire des mots en lettres cursives

			
<i>printemps</i>	<i>fleur</i>	<i>tige</i>	<i>tulipe</i>

Écrire des mots en lettres cursives

	<i>arbre</i>	
	<i>feuille</i>	
	<i>soleil</i>	
	<i>papillon</i>	